

SaniFloor®

Standard • Clog-Free • Self-Washing
FLOOR TROUGHS


Project #: _____

Item #: _____

A/A File #:

FLOOR TROUGHS

Sani-Floor Floor Troughs are uniquely pitched to keep water and liquids draining rather than pooling. Floor Troughs are pitched 1" (25) on each end to center drain. Troughs 96" (2438) and longer are provided with two drains. Grates are fiberglass reinforced resin anti-slip with an integral flex built in to provide anti-fatigue benefit. Grates are removable and can be cleaned in the conveyor or door type dish machines. Weight capacity ranges from 1425 lbs (646 kg) to 3500 lbs (1591 kg) per grate.



Model DT-1860 pictured

Features

- ▶ 14 gauge heavy-duty stainless steel all-welded construction
- ▶ All seams welded and polished to match adjacent finish
- ▶ Unique grout locking holes around flange perimeter are standard
- ▶ 3" (76) diameter drain connection
- ▶ Units 96" (2438) and larger will have 2 drains
- ▶ Provided with a removable perforated stainless steel basket strainer
- ▶ Standard fiberglass grating
- ▶ All troughs include stainless steel anchor straps
- ▶ Floor trough pitched 1" (25) to center drain
- ▶ 4" (102) standard depth

Specifications

Floor modules to be constructed of 14 gauge stainless steel with 2B finish; designed in compliance and certified with all applicable NSF and NFSI standards. Trough pans have continuous welded heavy duty construction with all exposed welds ground and polished to match adjacent finish. The floor trough pan is pitched 1" (25) to an integral recessed sump drain that includes 6" (152) diameter removable stainless steel strainer basket (trough lengths 96" (2438) and above supplied with two drains). 3" (76) O.D. waste pipe. Trough contains unique grout locking holes spaced every 1 3/8" (35) around outside perimeter. Walking surface to be fiberglass reinforced resin anti-slip grating with integral flex to provide anti-fatigue benefit. Non-slip grate coating to be alumina grit. Weight capacity ranges from 1425 lbs (646 kg) to 3500 lbs (1591 kg) per grate.

Specification #:



"USGBC" and related logo is a trademark owned by the U.S. Green Building Council and is used by permission.

SANI-FLOOR, LLC.

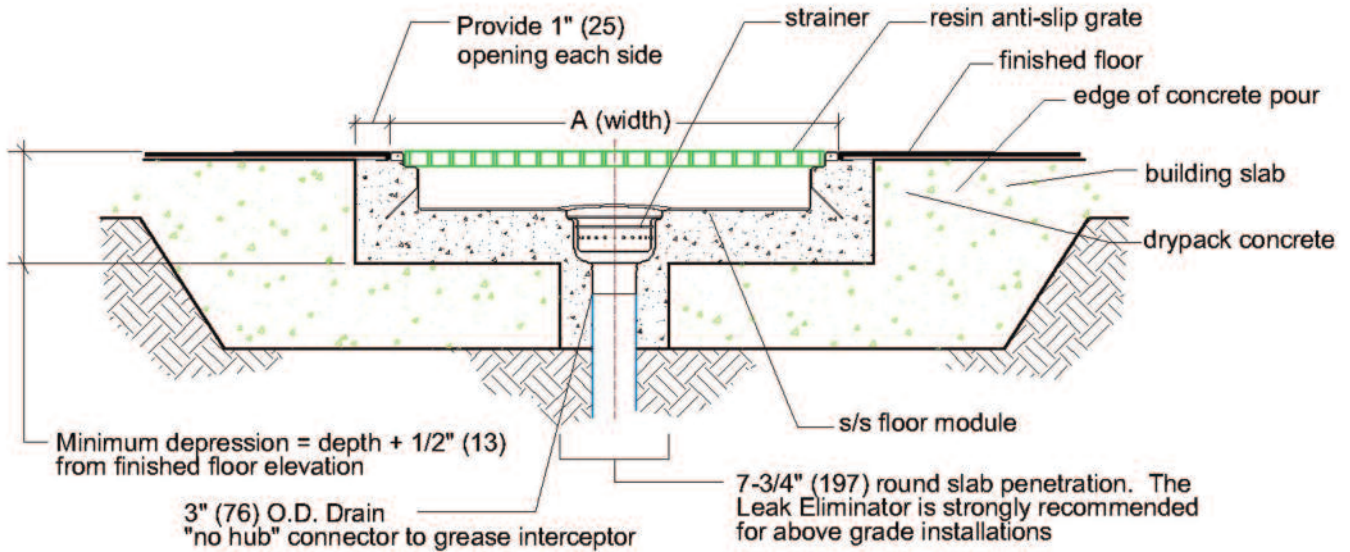
4900 West Electric Ave. • West Milwaukee, WI 53219
phone 866.895.7264 • fax 414.902.6564 • e-mail info@sanifloor.com

www.sanifloor.com

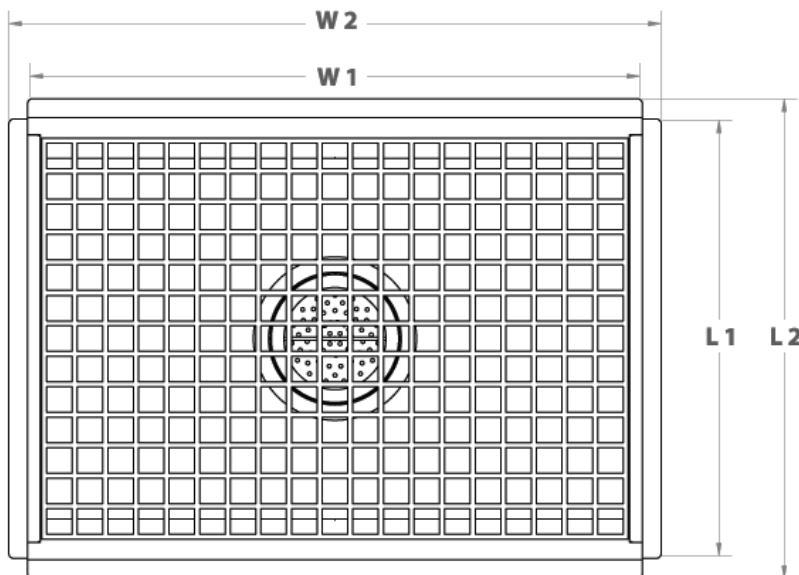
SaniFloor®

Standard • Clog-Free • Self-Washing

FLOOR TROUGHS



Section
not to scale



SANI-FLOOR, LLC.

4900 West Electric Ave. • West Milwaukee, WI 53219
phone 866.895.7264 • fax 414.902.6564 • e-mail info@sanifloor.com

www.sanifloor.com

SaniFloor®

Standard • Clog-Free • Self-Washing

FLOOR TROUGHS

Model	Width		Length		# of Grates	Model	Width		Length		# of Grates
	W1	W2	L1	L2			W1	W2	L1	L2	
DT-1220	12 7/8" (327)	14 3/4" (375)	21 3/4" (552)	23 5/8" (600)	1	DT-18108	18 7/8" (479)	20 3/4" (527)	109 7/8" (2791)	111 3/4" (2838)	6
DT-1224	12 7/8" (327)	14 3/4" (375)	26 9/16" (675)	28 3/8" (721)	2	DT-18120	18 7/8" (479)	20 3/4" (527)	120 5/16" (3056)	122 3/16" (3104)	6
DT-1236	12 7/8" (327)	14 3/4" (375)	37" (940)	38 7/8" (987)	2	DT-18140	18 7/8" (479)	20 3/4" (527)	140 1/8" (3559)	142" (3607)	7
DT-1240	12 7/8" (327)	14 3/4" (375)	41 7/16" (1053)	43 5/16" (1100)	2	DT-2420	24 7/8" (632)	26 3/4" (679)	21 3/4" (552)	23 5/8" (600)	1
DT-1242	12 7/8" (327)	14 3/4" (375)	43 1/4" (1099)	45 1/8" (1449)	3	DT-2424	24 7/8" (632)	26 3/4" (679)	26 9/16" (675)	28 3/8" (721)	2
DT-1248	12 7/8" (327)	14 3/4" (375)	49 1/4" (1251)	51 1/16" (1297)	3	DT-2436	24 7/8" (632)	26 3/4" (679)	37" (940)	38 7/8" (987)	2
DT-1254	12 7/8" (327)	14 3/4" (375)	55 3/16" (1402)	57 1/16" (1449)	3	DT-2440	24 7/8" (632)	26 3/4" (679)	41 7/16" (1053)	43 5/16" (1100)	2
DT-1260	12 7/8" (327)	14 3/4" (375)	61 1/8" (1553)	63" (1600)	3	DT-2442	24 7/8" (632)	26 3/4" (679)	43 1/4" (1099)	45 1/8" (1449)	3
DT-1272	12 7/8" (327)	14 3/4" (375)	73 1/2" (1867)	75 3/8" (1915)	4	DT-2448	24 7/8" (632)	26 3/4" (679)	49 1/4" (1251)	51 1/16" (1297)	3
DT-1280	12 7/8" (327)	14 3/4" (375)	80 15/16" (2056)	82 13/16" (2103)	4	DT-2454	24 7/8" (632)	26 3/4" (679)	55 3/16" (1402)	57 1/16" (1449)	3
DT-1284	12 7/8" (327)	14 3/4" (375)	85 3/4" (2178)	87 5/8" (2226)	5	DT-2460	24 7/8" (632)	26 3/4" (679)	61 1/8" (1553)	63" (1600)	3
DT-1296	12 7/8" (327)	14 3/4" (375)	97 11/16" (2481)	99 1/2" (2527)	5	DT-2472	24 7/8" (632)	26 3/4" (679)	73 1/2" (1867)	75 3/8" (1915)	4
DT-12100	12 7/8" (327)	14 3/4" (375)	100 5/8" (2556)	102 1/2" (2604)	5	DT-2480	24 7/8" (632)	26 3/4" (679)	80 15/16" (2056)	82 13/16" (2103)	4
DT-12108	12 7/8" (327)	14 3/4" (375)	109 7/8" (2791)	111 3/4" (2838)	6	DT-2484	24 7/8" (632)	26 3/4" (679)	85 3/4" (2178)	87 5/8" (2226)	5
DT-12120	12 7/8" (327)	14 3/4" (375)	120 5/16" (3056)	122 3/16" (3104)	6	DT-2496	24 7/8" (632)	26 3/4" (679)	97 11/16" (2481)	99 1/2" (2527)	5
DT-12140	12 7/8" (327)	14 3/4" (375)	140 1/8" (3559)	142" (3607)	7	DT-24100	24 7/8" (632)	26 3/4" (679)	100 5/8" (2556)	102 1/2" (2604)	5
DT-1820	18 7/8" (479)	20 3/4" (527)	21 3/4" (552)	23 5/8" (600)	1	DT-24108	24 7/8" (632)	26 3/4" (679)	109 7/8" (2791)	111 3/4" (2838)	6
DT-1824	18 7/8" (479)	20 3/4" (527)	26 9/16" (675)	28 3/8" (721)	2	DT-24120	24 7/8" (632)	26 3/4" (679)	120 5/16" (3056)	122 3/16" (3104)	6
DT-1836	18 7/8" (479)	20 3/4" (527)	37" (940)	38 7/8" (987)	2	DT-24140	24 7/8" (632)	26 3/4" (679)	140 1/8" (3559)	142" (3607)	7
DT-1840	18 7/8" (479)	20 3/4" (527)	41 7/16" (1053)	43 5/16" (1100)	2	DT-3020	30 7/8" (784)	32 3/4" (832)	21 3/4" (552)	23 5/8" (600)	1
DT-1842	18 7/8" (479)	20 3/4" (527)	43 1/4" (1099)	45 1/8" (1449)	3	DT-3024	30 7/8" (784)	32 3/4" (832)	26 9/16" (675)	28 3/8" (721)	2
DT-1848	18 7/8" (479)	20 3/4" (527)	49 1/4" (1251)	51 1/16" (1297)	3	DT-3036	30 7/8" (784)	32 3/4" (832)	37" (940)	38 7/8" (987)	2
DT-1854	18 7/8" (479)	20 3/4" (527)	55 3/16" (1402)	57 1/16" (1449)	3	DT-3040	30 7/8" (784)	32 3/4" (832)	41 7/16" (1053)	43 5/16" (1100)	2
DT-1860	18 7/8" (479)	20 3/4" (527)	61 1/8" (1553)	63" (1600)	3	DT-3042	30 7/8" (784)	32 3/4" (832)	43 1/4" (1099)	45 1/8" (1449)	3
DT-1872	18 7/8" (479)	20 3/4" (527)	73 1/2" (1867)	75 3/8" (1915)	4	DT-3048	30 7/8" (784)	32 3/4" (832)	49 1/4" (1251)	51 1/16" (1297)	3
DT-1880	18 7/8" (479)	20 3/4" (527)	80 15/16" (2056)	82 13/16" (2103)	4	DT-3054	30 7/8" (784)	32 3/4" (832)	55 3/16" (1402)	57 1/16" (1449)	3
DT-1884	18 7/8" (479)	20 3/4" (527)	85 3/4" (2178)	87 5/8" (2226)	5	DT-3060	30 7/8" (784)	32 3/4" (832)	61 1/8" (1553)	63" (1600)	3
DT-1896	18 7/8" (479)	20 3/4" (527)	97 11/16" (2481)	99 1/2" (2527)	5	DT-3072	30 7/8" (784)	32 3/4" (832)	73 1/2" (1867)	75 3/8" (1915)	4
DT-18100	18 7/8" (479)	20 3/4" (527)	100 5/8" (2556)	102 1/2" (2604)	5	DT-3080	30 7/8" (784)	32 3/4" (832)	80 15/16" (2056)	82 13/16" (2103)	4

SANI-FLOOR, LLC.

4900 West Electric Ave. • West Milwaukee, WI 53219
phone 866.895.7264 • fax 414.902.6564 • e-mail info@sanifloor.com

www.sanifloor.com

SaniFloor®

Standard • Clog-Free • Self-Washing

FLOOR TROUGHS

Project #: _____

Item #: _____

Model	Width		Length		# of Grates	Model	Width		Length		# of Grates
	W1	W2	L1	L2			W1	W2	L1	L2	
DT-3084	30 7/8" (784)	32 3/4" (832)	85 3/4" (2178)	87 5/8" (2226)	5	DT-3648	36 7/8" (937)	38 3/4" (984)	49 1/4" (1251)	51 1/16" (1297)	3
DT-3096	30 7/8" (784)	32 3/4" (832)	97 11/16" (2481)	99 1/2" (2527)	5	DT-3654	36 7/8" (937)	38 3/4" (984)	55 3/16" (1402)	57 1/16" (1449)	3
DT-30100	30 7/8" (784)	32 3/4" (832)	100 5/8" (2556)	102 1/2" (2604)	5	DT-3660	36 7/8" (937)	38 3/4" (984)	61 1/8" (1553)	63" (1600)	3
DT-30108	30 7/8" (784)	32 3/4" (832)	109 7/8" (2791)	111 3/4" (2838)	6	DT-3672	36 7/8" (937)	38 3/4" (984)	73 1/2" (1867)	75 3/8" (1915)	4
DT-30120	30 7/8" (784)	32 3/4" (832)	120 5/16" (3056)	122 3/16" (3104)	6	DT-3680	36 7/8" (937)	38 3/4" (984)	80 15/16" (2056)	82 13/16" (2103)	4
DT-30140	30 7/8" (784)	32 3/4" (832)	140 1/8" (3559)	142" (3607)	7	DT-3684	36 7/8" (937)	38 3/4" (984)	85 3/4" (2178)	87 5/8" (2226)	5
DT-3620	36 7/8" (937)	38 3/4" (984)	21 3/4" (552)	23 5/8" (600)	1	DT-3696	36 7/8" (937)	38 3/4" (984)	97 11/16" (2481)	99 1/2" (2527)	5
DT-3624	36 7/8" (937)	38 3/4" (984)	26 9/16" (675)	28 3/8" (721)	2	DT-36100	36 7/8" (937)	38 3/4" (984)	100 5/8" (2556)	102 1/2" (2604)	5
DT-3636	36 7/8" (937)	38 3/4" (984)	37" (940)	38 7/8" (987)	2	DT-36108	36 7/8" (937)	38 3/4" (984)	109 7/8" (2791)	111 3/4" (2838)	6
DT-3640	36 7/8" (937)	38 3/4" (984)	41 7/16" (1053)	43 5/16" (1100)	2	DT-36120	36 7/8" (937)	38 3/4" (984)	120 5/16" (3056)	122 3/16" (3104)	6
DT-3642	36 7/8" (937)	38 3/4" (984)	43 1/4" (1099)	45 1/8" (1449)	3	DT-36140	36 7/8" (937)	38 3/4" (984)	140 1/8" (3559)	142" (3607)	7

Options:

- | | | |
|---|--|---|
| <input type="checkbox"/> Drain Diameter _____" | <input type="checkbox"/> Stainless Steel Grating | <input type="checkbox"/> Lockdown Correctional Package with 1 1/2" (38) lockdown grates |
| <input type="checkbox"/> 16 Gauge Stainless Steel | <input type="checkbox"/> ADA Grating
1/2"x1/2" (13x13) spacing | <input type="checkbox"/> Trough Leak Eliminator, patent pending (see specification sheet) |
| <input type="checkbox"/> Anti-Splash
(see specification sheet) | <input type="checkbox"/> Heavy Duty Fiberglass Grating | <input type="checkbox"/> Pultruded Fiberglass Grating |
| <input type="checkbox"/> Anti-Leak Drip Skirt | <input type="checkbox"/> 2" (51) Depth | <input type="checkbox"/> Contact factory for custom sizes and options |
| <input type="checkbox"/> Stainless Steel Drain Pan
(see specification sheet) | <input type="checkbox"/> 6" (152) Depth | |
| Fiberglass Grating (Green is Standard) | <input type="checkbox"/> Standard Correctional Package with 1 1/2" (38) grates | |
| <input type="checkbox"/> Black <input type="checkbox"/> Gray | | |
| <input type="checkbox"/> Red <input type="checkbox"/> Yellow | | |



SANI-FLOOR, LLC.

4900 West Electric Ave. • West Milwaukee, WI 53219
 phone 866.895.7264 • fax 414.902.6564 • e-mail info@sanifloor.com

www.sanifloor.com